

S™ -40 & S-45, S-40 TraX & S-45 TraX

Specifications

Models	S-40 / S-40 TraX		S-45 / S-45 TraX	
Measurements	Metric	US	Metric	US
Working height maximum* (on tyres)	14.20 m	46 ft	15.72 m	51 ft
Working height maximum* (with Trax)	14.20 m	46 ft	15.72 m	51 ft
Platform height maximum (on tyres)	12.20 m	40 ft	13.72 m	45 ft
Platform height maximum (with Trax)	12.20 m	40 ft	13.72 m	45 ft
Horizontal reach maximum	9.65 m	31 ft 8 in	11.18 m	36 ft 8 in
Below ground reach	0.97 m	3 ft 2 in	1.50 m	4 ft 11 in
A Platform length - 8 ft model	0.91 m	3 ft	0.91 m	3 ft
Platform length - 6 ft model	0.76 m	2 ft 6 in	0.76 m	2 ft 6 in
B Platform width - 8 ft model	2.44 m	8 ft	2.44 m	8 ft
Platform width - 6 ft model	1.83 m	6 ft	1.83 m	6 ft
C Height - stowed standard tyres	2.49 m	8 ft 2 in	2.49 m	8 ft 2 in
- stowed with Trax	2.49 m	8 ft 2 in	2.49 m	8 ft 2 in
D Length - stowed	7.39 m	24 ft 3 in	8.48 m	27 ft 10 in
Length - transport (jib tucked under)	—	—	6.80 m	22 ft 4 in
E Width - standard tyres	2.30 m	7 ft 6 in	2.24 m	7 ft 4 in
- Trax option	2.31 m	7 ft 7 in	2.31 m	7 ft 7 in
F Wheelbase	2.20 m	7 ft 3 in	2.20 m	7 ft 3 in
G Ground clearance - center	0.32 m	1 ft 0.5 in	0.32 m	1 ft 0.5 in
- centre Trax	0.32 m	1 ft 0.5 in	0.32 m	1 ft 0.5 in

Productivity

Lift capacity	227 kg	500 lbs	227 kg	500 lbs
Platform rotation	160°	160°	160°	160°
Vertical jib rotation	—		135° (+78° /-57°)	
Turntable rotation	360° continuous		360° continuous	
Turntable tailswing (on tyres)	86 cm	2 ft 10 in	86 cm	2 ft 10 in
Turntable tailswing (with Trax)	89 cm	2 ft 11 in	89 cm	2 ft 11 in
Drive speed - 4WD stowed (on tyres)	7.7 km/h	4.8 mph	7.7 km/h	4.8 mph
Drive speed - 4WD stowed (with Trax)	4.02 km/h	2.5 mph	4.02 km/h	2.5 mph
Drive speed - raised or extended	1.1 km/h	0.68 mph	1.1 km/h	0.68 mph
Gradeability** stowed - 4WD	40%	40%	40%	40%
Turning radius - inside	2 m	6 ft 8 in	2 m	6 ft 8 in
- inside with Trax	2.36 m	7 ft 9 in	2.36 m	7 ft 9 in
Turning radius - outside	4.78 m	15 ft 8 in	4.78 m	15 ft 8 in
- outside with Trax	5.18 m	17 ft	5.18 m	17 ft
Controls	12 V DC proportional		12 V DC proportional	
Tyres - RT air filled	12-16.5 NHS		12-16.5 NHS	
Trax - track system	Quadra-Track system		Quadra-Track system	
Ground Pressure (with Trax)	0.77 kg/cm ²	11 psi	0.77 kg/cm ²	11 psi

Power

Power source	Deutz D 2011 L03i cylinder diesel 36 kW (48 hp) Perkins 404D-22 4 cylinder diesel 36 kW (48 hp)			
Auxiliary power unit	12 V DC	12 V DC	12 V DC	12 V DC
Hydraulic tank capacity	170 L	45 gal	170 L	45 gal
Fuel tank capacity (Diesel)	76 L	20 gal	76 L	20 gal

Sound & Vibration Levels

Sound pressure level (ground workstation)	84 dBA	84 dBA	84 dBA	84 dBA
Sound pressure level (platform workstation)	76 dBA	76 dBA	76 dBA	76 dBA
Vibration	<2.5 m/s ²	<8 ft 2 in/s ²	<2.5 m/s ²	<8 ft 2 in/s ²

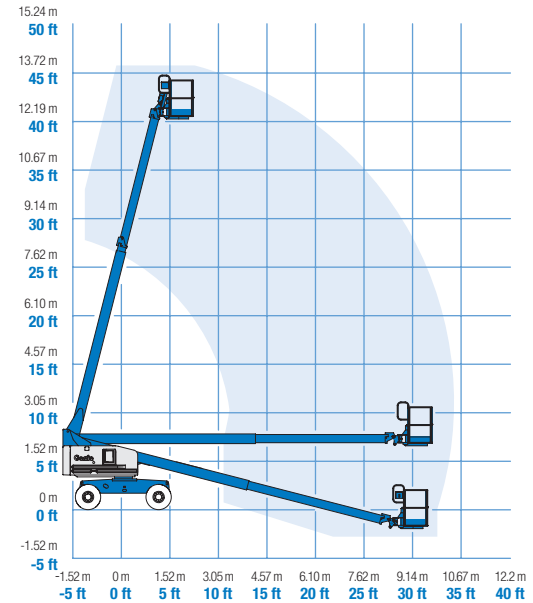
Weight***

4WD (CE air tyres)	5,420 kg	11,950 lbs	6,709 kg	14,790 lbs
CE Foam Filled tyres	add 296 kg	add 652 lbs	add 296 kg	add 652 lbs
4 WD (Track system)	6,564 kg	14,440 lbs	7,927 kg	17,440 lbs

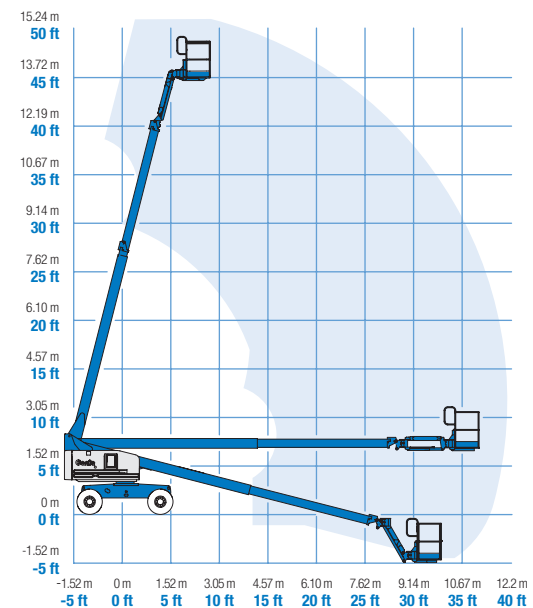
Standards Compliance

EU Directives: 2006/42/EC - Machinery (harmonized standard EN280:2013); 2004/108/EC (EMC); 2000/14/EC (Outdoor Noise)

Range of Motion S-40 / S-40 TraX



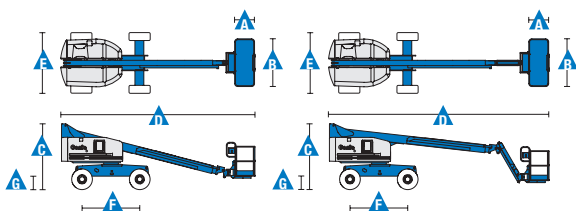
Range of Motion S-45 / S-45 TraX



* The metric equivalent of working height adds 2 m to platform height. U.S. adds 6 ft to platform height.

** Gradeability applies to driving on slopes. See operator's manual for details regarding slope ratings.

*** Weight will vary depending on options and/or country standards.



Features

Standard Features	Easily Configured To Meet Your Needs	Options & Accessories
-------------------	--------------------------------------	-----------------------

Measurements

S-40, S-40 TraX

- 14.20 m (46 ft) working height
- 9.65 m (31 ft 8 in) horizontal reach
- 227 kg (500 lbs) lift capacity

S-45, S-45 TraX

- 15.72 m (51 ft) working height
- 11.18 m (36 ft 8 in) horizontal reach
- 227 kg (500 lbs) lift capacity

Productivity

- Self-levelling platform
- Hydraulic platform rotation
- Proportional joystick controls
- Thumb rocker steering
- Drive enable
- AC power cord to platform
- Tilt alarm
- Descent & travel alarms
- Flashing beacon
- Horn
- Hour meter
- 360° continuous turntable rotation
- Locking turntable covers
- Positive traction drive
- Two speed wheel motors
- Certified load sensor
- Telematics-Ready Connector

Power

- 12 V DC auxiliary power
- Anti-restart engine protection
- Auto engine fault shutdown
- Intake air heater (Deutz engine)

⁽¹⁾ Factory-fit option only

⁽²⁾ Available on selected models only. See your Genie representative for further information.

⁽³⁾ Includes a first 2 years subscription

⁽⁴⁾ Air line to platform not compatible with Weld leads to platform

Platform Options

- Steel 2.44 m (8 ft) (standard)
- Steel 1.83 m (6 ft)
- Steel 2.44 m (8 ft) tri-entry

Jib Options

- Non-jib
- 1.52 m (5 ft) articulating jib boom

Engine Options

- Deutz diesel 36 kW (48 hp)
- Perkins diesel 36 kW (48 hp)

Drive Options

- 4 x 4

Axle Options

- Active oscillation (4WD)

Tyre Options

- Rough terrain air-filled
- Rough terrain foam-filled (water base)
- Rough terrain non-marking air or foam-filled
- Sealant treated air-filled
- Quadra-Track system



Productivity Options

- Platform top auxiliary rail
- Weld leads to platform ⁽¹⁾
- Air line to platform ^{(1), (4)}
- Power to platform (incl. plug, socket and ground fault interrupt leakage on request)
- Work lights package (2 on chassis, 2 on platform)
- Dual axis joystick steering
- Hydraulic oil cooler
- Biodegradable hydraulic oil ⁽¹⁾
- Hostile environment kit ⁽¹⁾: cylinder bellows, boom wiper seals, platform and ground control box cover
- Deluxe hostile environment kit ^(1,2): adds to basic kit center turntable shield, ring gear guard, tail pipe guard, engine cover flaps and air pre-cleaner
- Aircraft protection kit ^(1,2): platform foam padding and padded disable system
- Tilt cut-out option
- Track & Trace ⁽³⁾ (GPS unit providing machine location & operating information)
- Panel cradle package ^(1,2)
- Lockable platform & ground control box covers
- Tow package ⁽¹⁾
- Tool tray
- Operator Protective Structure
- Operator Protective Alarm
- Keypad unlocking device

Power Options

- Engine gauge package ⁽¹⁾: oil pressure, temp & amp
- AC generator packages (110V/60Hz - 220V/50Hz, 3000 W, hydraulically driven) ⁽¹⁾
- Hydraulic MTE generator kit (110V/120V-220V/240V) ⁽²⁾
- Diesel air intake pre-cleaner ^(1,2)
- Diesel catalytic scrubber muffler ⁽¹⁾
- Low temperature cut-out module
- Cold start kit ⁽²⁾: engine heater & battery charger
- Refinery kit with spark arrestor and electric or mechanical Chalwyn valve ⁽²⁾



CO.MA.CO S.r.l.

via XIV Strada 21 - 20020 Cesate (MI) - Italy

Tel. +39 02 99065169

info@comacopro.com

www.comacopro.com