

Z™ -45/25 RT & Z-45/25J RT

Specifications

Models	Z-45/25 RT		Z-45/25J RT	
Measurements	Metric	US	Metric	US
Working height maximum*	15.97 m	51 ft 10 in	16.05 m	52 ft 1 in
Platform height maximum	13.97 m	45 ft 10 in	14.05 m	46 ft 1 in
Horizontal reach maximum	7.49 m	24 ft 7 in	7.52 m	24 ft 8 in
Up and over clearance maximum	7.14 m	23 ft 5 in	7.14 m	23 ft 5 in
A Platform length	0.76 m	2 ft 6 in	0.76 m	2 ft 6 in
B Platform width	1.83 m	6 ft	1.83 m	6 ft
C Height - stowed	2.13 m	7 ft	2.13 m	7 ft
D Length - stowed	5.38 m	17 ft 8 in	6.65 m	21 ft 10 in
E Width	2.29 m	7 ft 6 in	2.29 m	7 ft 6 in
A Wheelbase	2.03 m	6 ft 8 in	2.03 m	6 ft 8 in
A Ground clearance - center	0.37 m	1 ft 3 in	0.37 m	1 ft 3 in

Productivity

Lift capacity	227 kg	500 lbs	227 kg	500 lbs
Platform rotation	180°	180°	160°	160°
Vertical Jib rotation	—	—	135°	135°
Turntable rotation	355° non-continuous		355° non-continuous	
Turntable tailswing	zero	zero	zero	zero
Drive speed - stowed	7.24 km/h	4.5 mph	7.24 km/h	4.5 mph
Drive speed - raised **	1.00 km/h	0.61 mph	1.00 km/h	0.61 mph
Gradeability - 4WD - stowed***	45%	45%	45%	45%
Turning radius - inside	1.68 m	5 ft 6 in	1.68 m	5 ft 6 in
Turning radius - outside	4.50 m	14 ft 9 in	4.50 m	14 ft 9 in
Controls	12 V DC proportional		12 V DC proportional	
Tyres	355/55 D20		355/55 D20	

Power

Power source	Deutz diesel D2011L03i 3 cylinder diesel 35.8 kW (48 hp) Ford MSG425 4 cylinder gas/LPG 55.9 kW (60 hp)			
Auxiliary power unit	12 V DC		12 V DC	
Hydraulic tank capacity	83 L	22 gal	83 L	22 gal
Fuel tank capacity	64.4 L	17 gal	64.4 L	17 gal

Sound & Vibration Levels

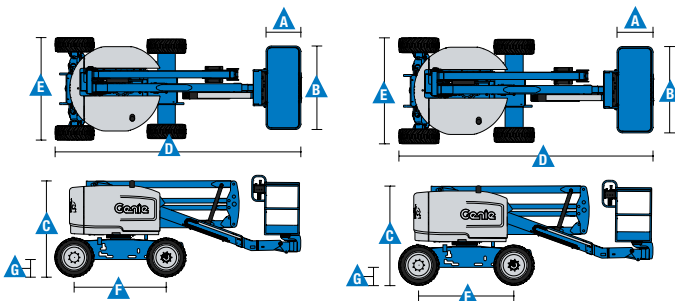
Sound pressure level (ground workstation)	87 dBA	87 dBA	87 dBA	87 dBA
Sound pressure level (platform workstation)	82 dBA	82 dBA	82 dBA	82 dBA
Vibration	<2.5 m/s ²	<8 ft 2 in/s ²	<2.5 m/s ²	<8 ft 2 in/s ²

Weight****

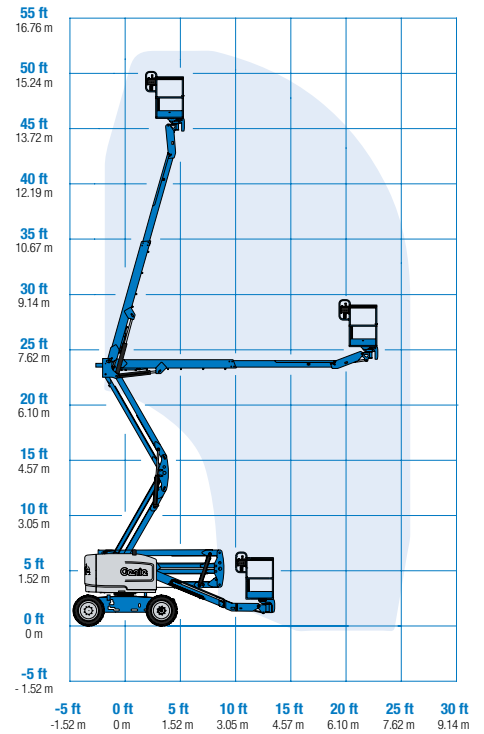
CE 4WD (air tyres)	6,078 kg	13,400 lbs	6,123 kg	13,500 lbs
CE 4WD (foam filled tyres)	6,415 kg	14,144 lbs	6,460 kg	14,244 lbs

Standards Compliance

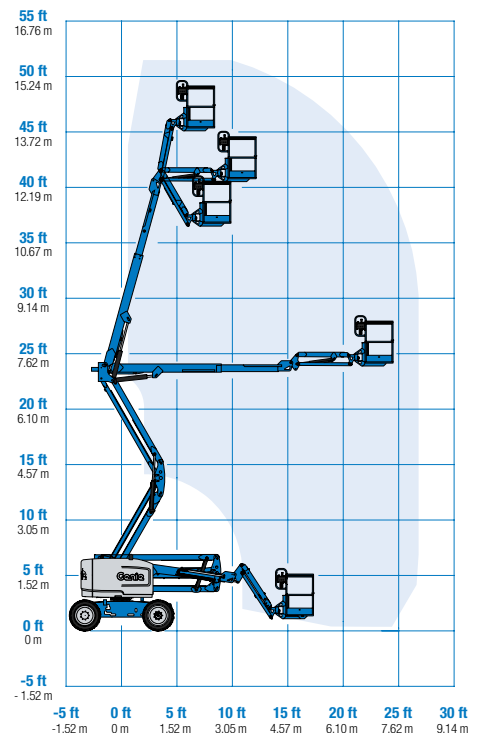
EU Directives: 2006/42/EC - Machinery Directive
Harmonized Standards: EN280:2013; 2004/108/EC (EMC);
2000/14/EC (Outdoor Noise)



Range Of Motion Z-45/25 RT



Range Of Motion Z-45/25J RT



* The metric equivalent of working height adds 2 m to platform height. U.S. adds 6 ft to platform height.
** In lift mode (platform raised), the machine is designed to operate on firm, level surfaces only.
*** Gradeability applies to driving on slopes. See operator's manual for details regarding slope ratings.
**** Weight will vary depending on options and/or country standards.

Features

Standard Features	Easily Configured To Meet Your Needs	Options & Accessories
-------------------	--------------------------------------	-----------------------

Measurements

Z-45/25 RT

- 15.97 m (51 ft 10 in) working height
- 7.49 m (24 ft 7 in) horizontal reach
- 7.14 m (23 ft 5 in) up and over clearance
- Up to 227 kg (500 lbs) lift capacity

Z-45/25J RT

- 16.05 m (52 ft 1 in) working height
- 7.52 m (24 ft 8 in) horizontal reach
- 7.14 m (23 ft 5 in) up and over clearance
- Up to 227 kg (500 lbs) lift capacity

Productivity

- Self-levelling platform
- Hydraulic platform rotation
- Proportional joystick controls
- Telematics-Ready Connector
- Hydraulic oil cooler
- Thumb rocker steering
- Drive enable
- AC power cord to platform
- Horn
- Hour meter
- Tilt alarm
- Descent & travel alarms
- Flashing beacon
- 355° non-continuous turntable rotation
- Positive traction drive
- Two speed wheel motors
- Zero tailswing
- Certified load sensor
- Entry toe boards

Power

- 12 V DC auxiliary power
- Deutz intake air heater
- Swing out engine tray

Platform Options

- Steel 1.83 m (6 ft) (standard)
- Steel 1.17 m (3 ft 10 in) (option)
- Steel 1.83 m (6 ft) tri-entry (option)

Jib Options

- Non-jib
- Articulating 1.52 m (5 ft) jib boom

Power Options

- Deutz diesel 35.8 kW (48 hp)
- Ford gas/LPG 55.9 kW (60 hp)

Drive Options

- 4 x 4

Axle Options

- Active oscillation

Tyre Options

- Rough terrain air-filled (standard)
- Rough terrain foam-filled
- Rough terrain non-marking (air or foam-filled)

Productivity

- Platform top auxiliary rail
- Air line to platform
- Power to platform (incl. plug, socket and ground fault interrupt leakage on request)
- Work lights package (2 on chassis, 2 on platform)
- Dual axis joystick steering
- Biodegradable hydraulic oil
- Hostile environment kit ⁽¹⁾: cylinder bellows, boom wiper seals and platform control box covers
- Aircraft protection kit ^(1,4): platform foam padding and padded disable system (available on Jib models only)
- Tilt cut-out option
- Track & Trace ⁽²⁾ (GPS unit providing machine location & operating information)
- Panel cradle package ⁽¹⁾ (requires foam filled tyres & tri-entry platform)
- Lockable platform control box cover
- Operator Protective Structure
- Operator Protective Alarm
- Keypad unlocking device

Power

- Diesel catalytic scrubber muffler
- Engine gauge package (oil pressure & temperature)
- AC generator packages (110V/60Hz - 220V/50Hz, 3000W)
- Low temperature cut-out module
- Engine heater option ⁽³⁾
- Refinery kit with spark arrestor and electric or mechanical Chalwyn valve ⁽³⁾
- Cold weather packages ⁽¹⁾



⁽¹⁾ Factory-fit option only

⁽²⁾ Includes a first 2 years subscription

⁽³⁾ Available with Deutz engine only

⁽⁴⁾ Reduces platform load capacity to 440 lbs



CO.MA.CO S.r.l.

via XIV Strada 21 - 20020 Cesate (MI) - Italy

Tel. +39 02 99065169

info@comacopro.com

www.comacopro.com