

Specifications

Model	GTH™-3007	
Measurements	Metric	Imperial
Lifting height maximum	6.89 m	22 ft 7 in
Lifting capacity maximum	3,000 kg	6,614 lbs
Lift capacity at maximum height	2,500 kg	5,511 lbs
Lift capacity at maximum reach	1,000 kg	2,204 lbs
Forward reach maximum	3.99 m	13 ft 1 in
Reach at maximum height	76 cm	2 ft 6 in
A Height	2.07 m	6 ft 9 in
B Height at steering wheel	1.4 m	4 ft 7 in
C Width	1.99 m	6 ft 6 in
D Cab width	86 cm	2 ft 10 in
E Track	1.59 m	5 ft 3 in
F Wheelbase	2.66 m	8 ft 9 in
G Length at front wheels	4.07 m	13 ft 4 in
H Length at fork-holder plate	4.66 m	15 ft 3 in
I Ground clearance	43 cm	1 ft 5 in
J Overall length	5.86 m	19 ft 3 in
M1 Obstruction angle		90°
M2 Departure angle		38°

Productivity

Inside/outside turning radius	2.55 m/4.4 m	8 ft 4 in/14 ft 5 in
Break-out force*	4,270 kg	9,413 lbs
Towing capacity at dynamometer*	3,100 kg	6,834 lbs
Drive speed max.	30 km/h	18.6 mph
Fork-holder plate rotation		128°
Tyres (DIN 70361)	405/70-20" PR14 8 holes wheel disc	
Lifting/lowering speed**		9 sec./7 sec.
Extension/retraction speed**		9 sec./5 sec.

Power

Engine	Deutz TD 2.9 L4, 4-cylinder turbo diesel 55.4 kW (74 hp (55.4 kW), stage IIIA Deutz TD 2.9 L4, 4-cylinder turbo diesel 55.4 kW (74 hp), stage IIIB	
Transmission	Hydrostatic variable displacement pump linked to variable displacement motor. Both piston type.	
Service pumps	Boom & Control system gear pump: 280 Bar, 78 L/min.	
Petrol tank capacities	90 L	20 gal
Engine oil capacities	8 L	2.1 gal
Hydraulic oil tank capacities	75 L	19.8 gal

Weight*** 5.970 kg 13,161 lbs

Standards Compliance

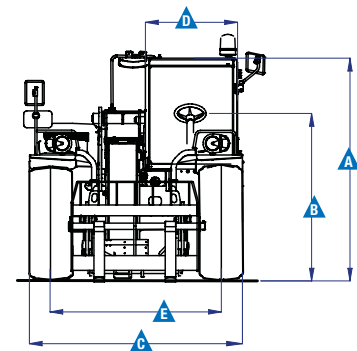
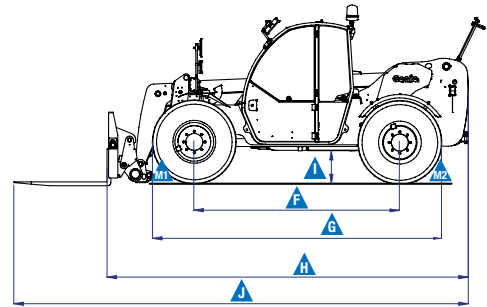
EU Machinery Directive 2006/42/EC
 Operating cab conforms to ISO3471 (ROPS) and ISO3449 (FOPS)
 Low emission engine conforms to EU Directive 97/68/EC Stage III and 2004/26/EC
 Noise emission conforms to EU Directive 2000/14/EC (LpA=83 dB, LwA=103dB)
 Vibration levels according to EN13059:2002 (hand-arm <2.5m/s², whole body 0.44m/s²)

* with 800 L shovel SAE J 732/80

** Without load

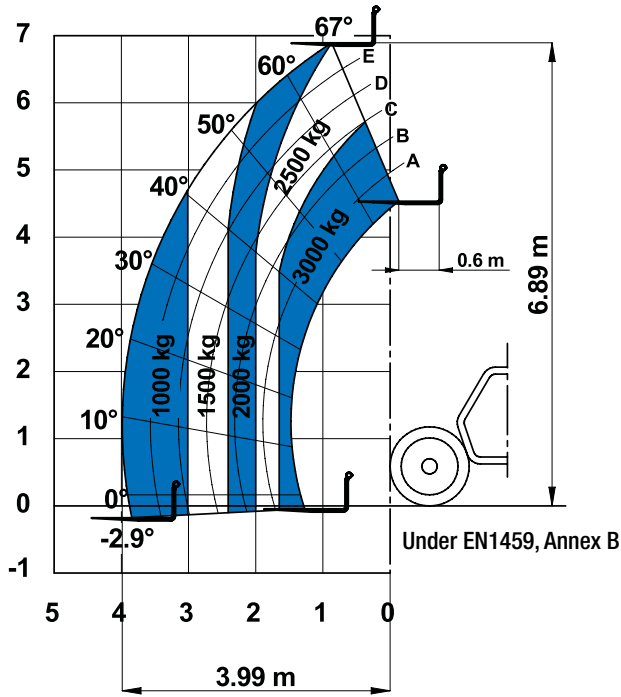
*** Weight will vary depending on options and/or country standards

Measurements

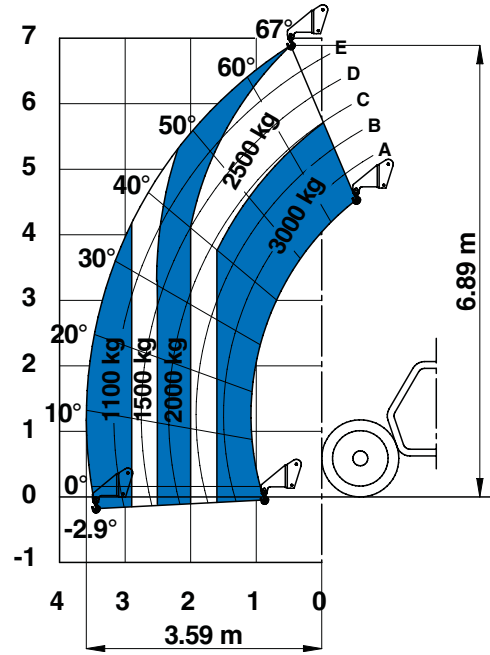


Load Charts

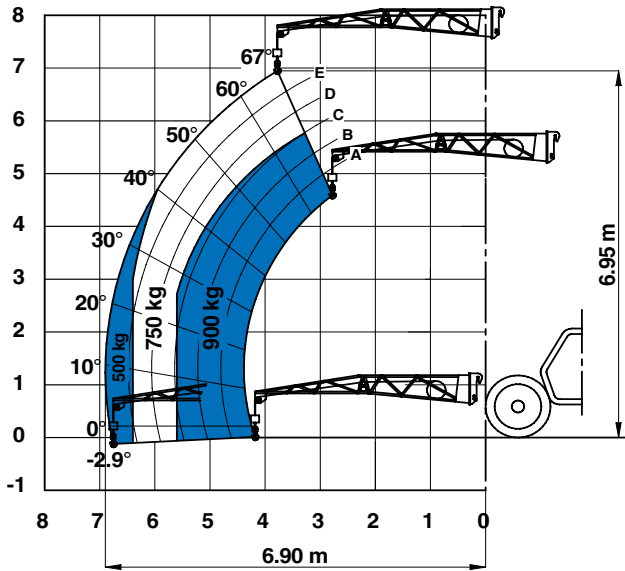
On wheels with forks



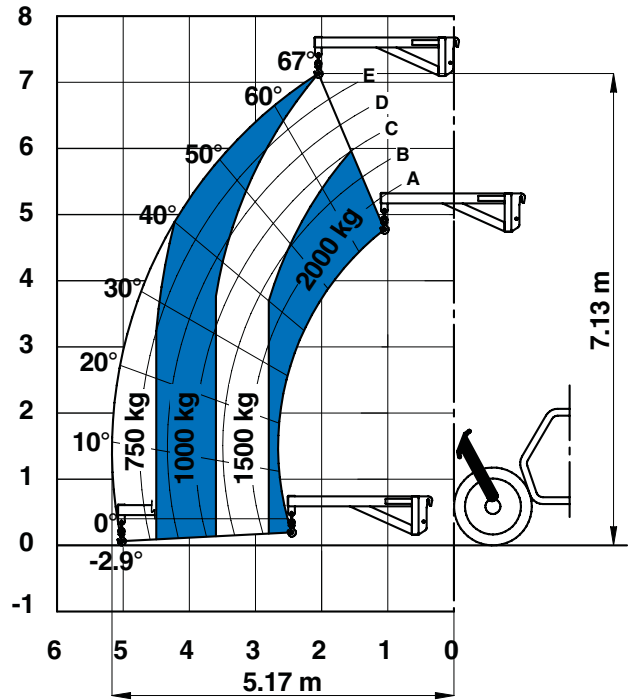
On wheels with hook




On wheels with 4m jib



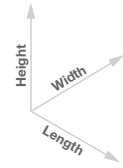
On wheels with 2m jib (mechanical)








Attachment Options

Fork attachments							
	Part Number	Description	Payload	Width	Length	Height	Weight
	55.0750.0124	Floating forks	3,000 kg	1,285 mm	1,560 mm	950 mm	275 kg
	55.0750.0114	FEM 3 plate and forks kit	3,000 kg	1,390 mm	1,505 mm	1,130 mm	380 kg
	59.0601.5024	Hydraulic FEM 3 forks side-shift +/- 100 mm	2,250 kg	1,350 mm	1,560 mm	960 mm	355 kg

Dimension References



Bucket and shovel attachments							
	Part Number	Description	Width	Length	Height	Weight	Hyd. flow max.
	59.0201.9019	500 L loading shovel	2,024 mm	980 mm	810 mm	355 kg	
	59.0201.9020	800 L loading shovel	2,024 mm	1,175 mm	940 mm	420 kg	
	59.0401.2028	500 L concrete bucket manual discharge	1,110 mm	1,110 mm	1,320 mm	230 kg	
	59.0401.2029	500 L concrete bucket hydraulic discharge	1,110 mm	1,110 mm	1,320 mm	244 kg	65/250 lt/min/bar
	59.0401.2018	250 L concrete mixing bucket full hydraulic	1,510 mm	795 mm	840/795 mm	400/950 kg	
	59.0401.2032	Brick holder basket	800 mm	1,110 mm	1,150 mm	120 kg	

Handling and lifting attachments							
	Part Number	Description	Payload	Width	Length	Height*	Weight
	59.0700.9013	Fixed hook on plate	3,000 kg	1,335 mm	830 mm	1,071/1,115 mm	160 kg
	59.0802.3027	2m/1,250 kg mechanical jib	1,250 kg	1,335 mm	2,290 mm	800/1,080 mm	255 kg
	59.0802.3028	4m/900 Kg mechanical jib	900 kg	1,190 mm	4,450 mm	980/1,130 mm	245 kg

Features

Standard Features

Measurements

- 3,000 kg (6,614 lb) maximum lift capacity
- 6.89 m (22 ft 7 in) maximum lift height
- 3.99 m (13 ft 1 in) maximum forward reach

Productivity

- 4 x 4
- 4 - wheel steer
- 3 steering modes:
 - front wheel steer
 - crab steer
 - coordinated steer
- Hydraulic line on boom
- Power assisted steering
- Hydrostatic transmission with variable displacement pump and motor
- Electro-proportional 4x1 joystick
- Limited slip differential on front axle
- Attachment holder plate - mechanical coupling
- Two-section door (glass upper/steel lower)
- Angle and length indicators on boom correspond to load charts
- Adjustable suspended seat with operator detection seat contact switch
- Battery disconnection switch
- Large diameter steering wheel
- Front & rear windscreen wipers
- Sunshield
- Roof protection grid

Standard Features

- Two side view mirrors & rear fish eye mirror
- Front & rear lights
- Side mounted engine for easy access to components
- Oil immersed, multi-disc brakes on front axle
- Self activated parking brake hydraulically released
- Lockable fuel tank
- Maintenance collar
- Road/jobsite switch
- Stability and load control system:
 - Load moment indicator with LEDs
 - Audible alarm
 - Automatic lock-out of boom extension and lowering

Power

- Deutz diesel 55.4 kW (74 hp), stage 3A
- Deutz diesel 55.4 kW (74 hp), stage 3B

Tyres

- 405/70-20" PR14. 8 holes wheel disc (DIN 70361)

Options & Accessories

Productivity

- Air conditioning
- Hydraulic inching by service brake pedal action
- Main electrical line on boom
- Additional hydraulic line on boom
- Hydraulic quick coupling for attachments
- Adjustable spotlight on boom
- Adjustable spotlight on cab
- Windshield protection grid
- Wiper on cab roof
- 6 t towing hook
- Rear wheel alignment system
- Biodegradable hydraulic oil
- 10 t hydraulic jack + 24 mm box wrench
- Keypad unlocking device
- Track and Trace with Smart ID
- Winter fuel -22°C
- Low temperature hydraulic oil

Tyres and Wheels

- Spare wheel 405/70-20" PR14

Attachments

- Floating forks L 1200 mm, section 100x50 mm
- FEM 3 plate and forks kit
- FEM 3 forks with hydraulic side-shift (+/-100 mm)
- 500/800 L loading shovel
- 500 L concrete bucket (manual or hydraulic discharge)
- 250 L concrete mixing bucket (full hydraulic)
- Brick-holder basket
- Fixed hook on plate
- 2 m mechanical extension jib, 2,000 kg capacity
- 4 m mechanical extension jib, 900 kg capacity



CO.MA.CO S.r.l.

via XIV Strada 21 - 20020 Cesate (MI) - Italy

Tel. +39 02 99065169

info@comacopro.com

www.comacopro.com